



Five final word ideas for the garden

Make mosaics

Include words for seasons, for your local area or land features such as rivers or mountains. You could even set these around the garden so that the garden acts like a mini-map of the area.

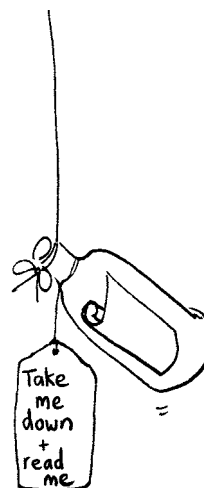


Hang signs in trees

Similar to the word tree idea, this is a fun way to add changing messages to the garden. It can remind students to look up and around them. It can be fun to change these periodically to see whether students notice.


Letter in a bottle

For fun, how about writing students a letter, rolling it up and placing it inside a bottle hanging from a tree with a sign saying "Take me down and read me!?" You could do this in different places around the garden where different groups will find them ...



Letter tiles – word tiles

Create or paint a series of tiles with single letters on them and use them to spell out words in the garden. (Some schools have done this in their kitchens, too, or used such tiles on a wall over a water fountain or hand-washing station in the garden.)



Ask a question

If you've got changing signs in the garden, mix them up with some questions.

- How many butterflies can you see today? (Near a bush or tree that attracts them.)
- Are the worms working hard? (On the compost heap.)
- Can you see the tiny pears? (On a pear tree with very small swollen buds at the base of each flower.)

These questions give us opportunities to notice the relationships in our gardens and the things that are happening without student intervention (budding, fruiting, pollinating, decomposing).

